

Section 1. Organizational Information

Organization Name

Mailing Address

City

State

Zip

Authorized Officer for this Grant

Individual's Email Address

Individual's Title

Individual's Phone Number

Have the grant funds been fully expended?

Yes

No

If "No," stop here and contact The Joanna Foundation for consultation.

*Section 2. Grant Summary*Start Date *(date on p.1 - mm/dd/yyyy)*

Grant Amount

Project Title

Overall Purpose *(select one)*Operating support

Matching funds

Administrative/technical support

Capital campaign

Seed money/startup funds

Facilities/equipment

Specific project/program *(insert title or one sentence summary below)*

Were major changes made to the project after the grant was received?

Yes

No

If "Yes," please explain why and summarize the changes as part of your Summary of Impact.

Section 3. Summary of Impact

Separately, using software of your choice, write a concise summary of how the grant helped achieve the objective of the request. For example, you may mention activities to date, progress toward milestones, participation by volunteers, partners or audience members, and/or significant achievements. You may use metrics to show change or anecdotal examples to illustrate impact. You may use bullets or lists. Describe the difference that The Joanna Foundation grant made to your organization in this time frame. We recommend one page of text or less. You may add items that showcase your work, such as a photo, graphic, chart, media article, testimonial, or link to a short video.

When you are satisfied with your draft, save your Summary of Impact in pdf format, attach any additions, insert your material after this page, and submit the combined file (consisting of this 2-pg form + your materials) as a single pdf file.

The generous grant from the Joanna Foundation helped us cover general operating expenses at Trident Literacy, such as instructor salaries, classroom space, and textbooks for the 2022-2023 academic year participants.

The total student count was 363, including participants and reportables. 44.6% of the ABE and GED Preparation participants showed at least one educational functioning level gain, and 54.8% ESL participants increased their educational function level. Seventeen participants successfully earned their GED.

Awards

We met or exceeded the SC Department of Adult Education goals for our Adult Basic Education and ESL programs.

SC Department of Adult Education | 2023 Workplace Literacy Award

SC Department of Adult Education | 2023 ABE & ESL Overall Performance Award

National Award | 2023 Dyer Pearl Literacy Award from the Barbara Bush Foundation for Family Literacy

Student Story

De Quan had trouble staying in school and dropped out at age 17. He came to us because he felt like his life would be on the wrong path if he didn't finish school and get his GED. After successfully passing all four sections of the GED, he said, "Now that I have it, I can say it feels amazing!". Now, his goal is to pass the ASVAB and become a successful leader in the US military.

The Joanna Foundation's general operating support allows us to provide quality education to adults who have struggled in more traditional academic institutions. Most adult basic education models enroll students in classes with an inflexible schedule that lasts hours. Our model is more effective for adults facing multiple barriers because we work with students in a more flexible environment with appointments or drop-in hours coupled with one-on-one targeted curriculum and tutoring that work more efficiently for our adult participants. While it is a more costly model, our case management approach helps participants, especially those facing generational poverty and illiteracy, succeed when it was previously unattainable. For our ESL participants, we add critical infrastructure to support the inadequate resources for immigrants in our community. Without the support of the Joanna Foundation, students would not have the option to go outside of state-funded adult education models that cannot serve them.

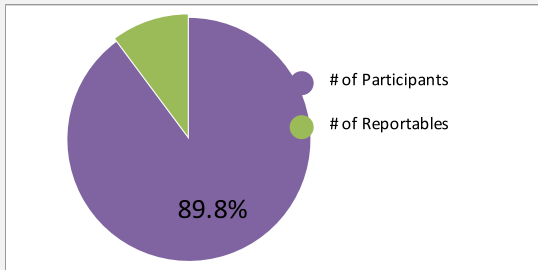


Performance Dashboard 2022-2023

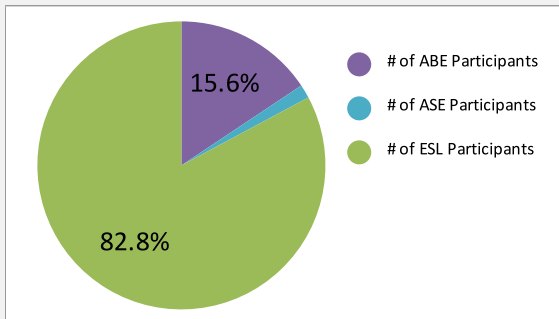


Program Enrollment*

# of Participants	326
# of Reportables	37
Total	363

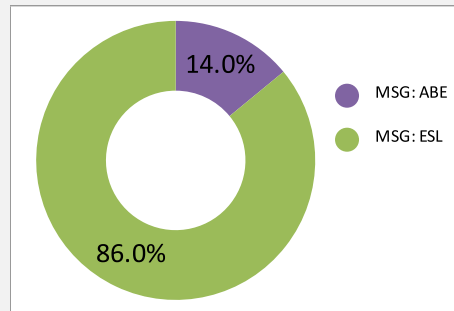


# of ABE Participants	51
# of ASE Participants	5
# of ESL Participants	270



Academic Performance**

MSG: All	178	53.1%
MSG: ABE	25	44.6%
MSG: ESL	153	54.8%
Total Secondary Diplomas	17	47%
<i>HS Diplomas</i>	<i>0</i>	
<i>HS Equivalency Diplomas</i>	<i>17</i>	



Career Services

Career & Training Services Provided	326
Career Readiness Certificates	0
Integrated Education & Training	0
Workplace Literacy	44

*An individual who completes at least 12 contact hours of service in an adult education program qualifies as a Title II “participant” and any individual who receives adult education services without completing at least 12 contact hours is considered a “reportable individual.”

**Secondary school diplomas include high school diplomas and high school equivalency diplomas and are calculated into MSG: ABE; percentage includes ABE L3-ASE L6